

# Fossil Identification Guide

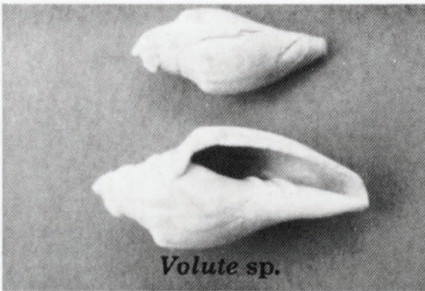


Compiled by:  
Linda Johnston  
Beddard






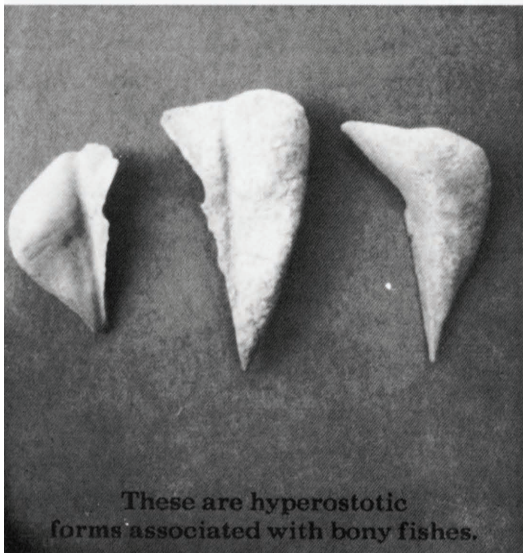
*Oliva sp.*



*Volute sp.*




*Ecphora sp.*



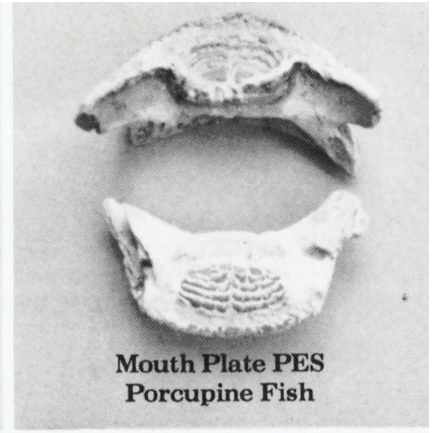
These are hyperostotic forms associated with bony fishes.



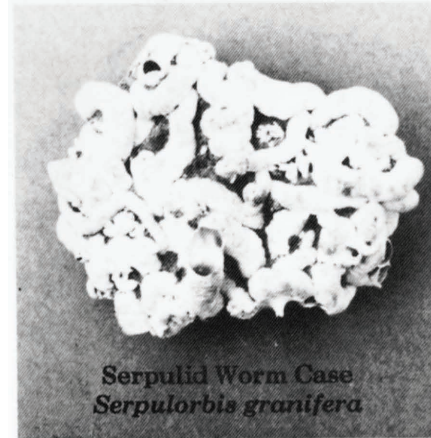
*Ecphora sp.*  
(extinct)




Fish Tail PES



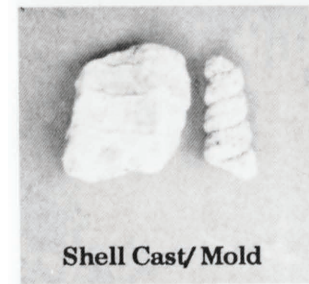
Mouth Plate PES  
Porcupine Fish




Serpulid Worm Case  
*Serpulorbis granifera*



Beveled Holes  
by a carnivorous snail



Shell Cast/ Mold




Shark Discs



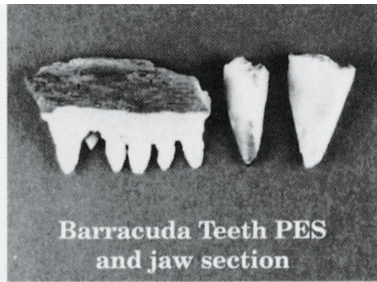
Sting Ray Vertebra  
*Myliobatis sp.*



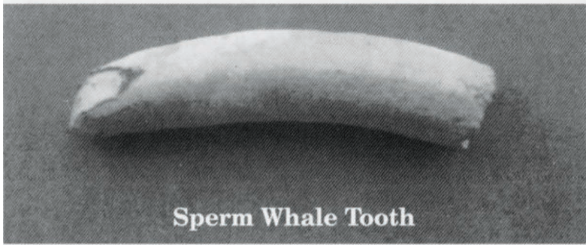
Bat Ray Stinger Barb PES



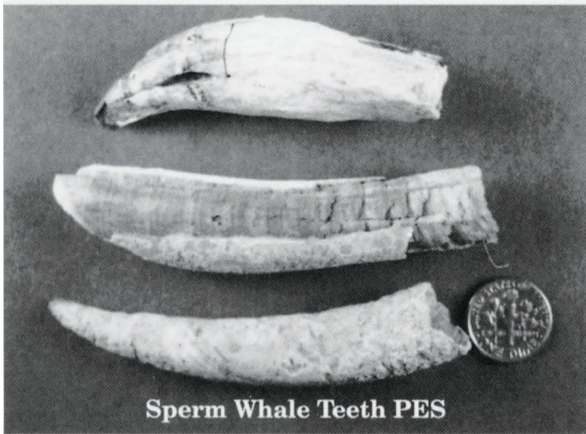
Cow Shark PES  
*Notorynchus primigenius*



Barracuda Teeth PES  
and jaw section




Sperm Whale Tooth




Sperm Whale Teeth PES




Tiger Shark  
*Galeocerdo contortus*




Mako Shark  
*Isurus sp.*




Extinct predecessor to Great White Shark  
*Carcharodon*




Tiger Shark  
*Galeocerdo sp.*




Slipper Shell  
*Crepidula sp.*




Slipper Shell  
*Crepidula sp.*




Whelk  
*Busycon sp.*



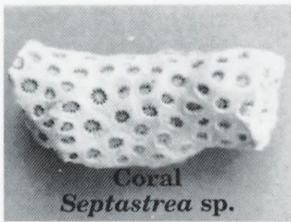
*Heilprinia sp.*




Whelk  
*Busycon sp.*




Trace Fossil




Coral  
*Septastrea* sp.




Fossilized Feces  
coprolite PES



Fish Ear Bones  
otoliths



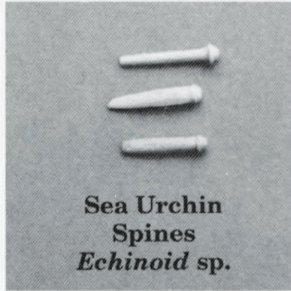
Barnacle  
*Balanus* sp.



Crab Claw  
fragments



Fish Mouth Plate



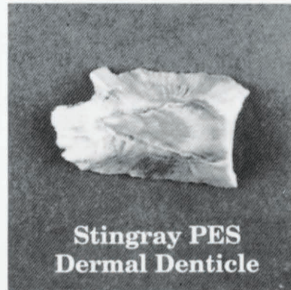
Sea Urchin  
Spines  
*Echinoid* sp.



Bat Ray Mouth  
plate fragments



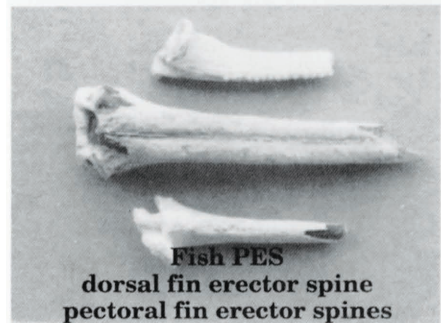
Fish Snout




Stingray PES  
Dermal Denticle



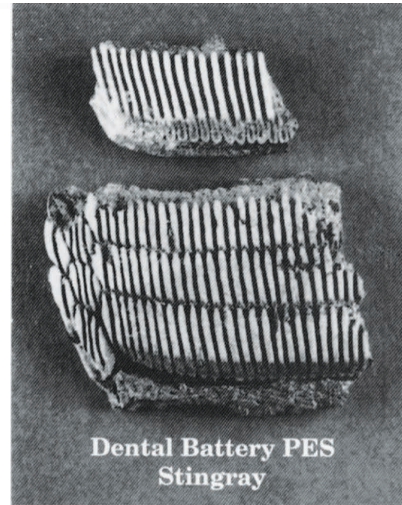
Moon Snail  
*Polinices* sp.  
marine predator



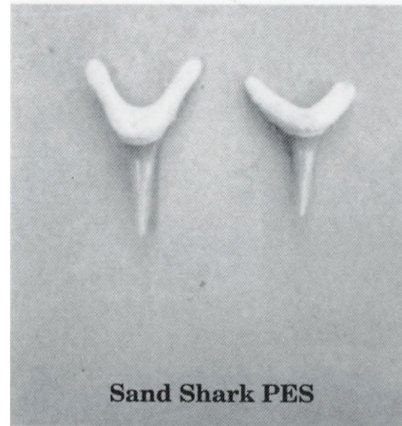
Fish PES  
dorsal fin erector spine  
pectoral fin erector spines




Pebbles  
Calcium Phosphate




Dental Battery PES  
Stingray



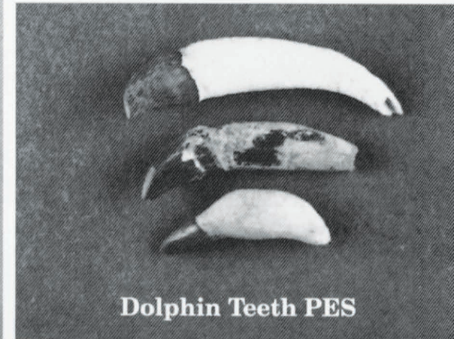
Sand Shark PES




*Bryozoan* sp.  
outside/inside




Coprolite (fossilized feces)




Dolphin Teeth PES




modern example (Keyhole Urchin)  
fragment from similar fossil organism




Porpoise or  
Dolphin Teeth



*Carcharhinus* sp.



Tiger Shark  
*Galeocerdo sp.*



Mako Shark  
*Isurus sp.*



Mako Shark  
*Isurus sp. GG*



Extinct Snaggletooth  
*Hemipristis serra*



Mako Shark  
*Isurus sp.*




Dusky Shark  
*Carcharhinus sp.*



Sand Shark  
*Carcharis sp.*




Mako Shark (extinct)  
*Isurus hastalis*



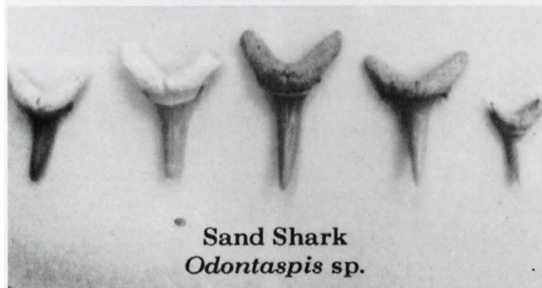
Mako Shark  
*Isurus sp.*



*Carcharhinus sp.*



Sand Shark  
*Carcharis tarus*




Sand Shark  
*Odontaspis sp.*




Mako Shark  
*Isurus sp.*



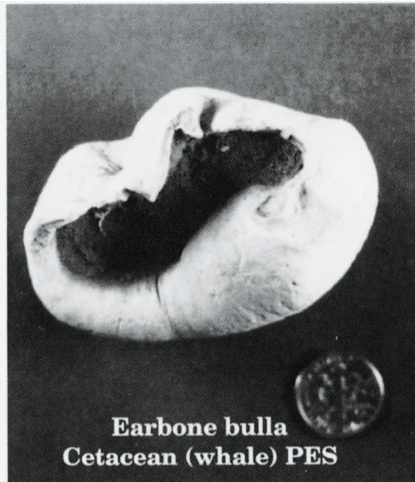
Mako Shark  
*Isurus sp.*



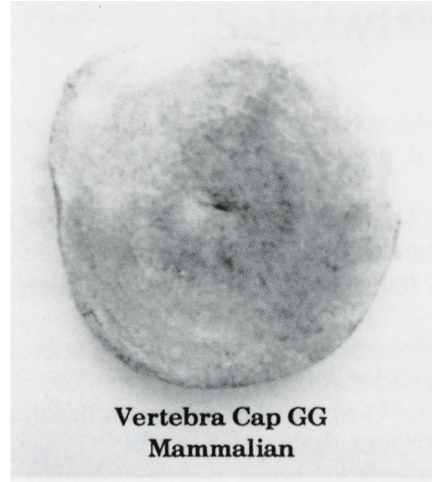
Mako Shark  
*Isurus sp.*



**Whale Inner Ear Bone**




**Earbone bulla  
Cetacean (whale) PES**




**Vertebra Cap GG  
Mammalian**



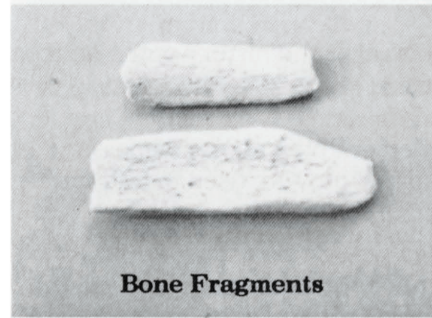
**Vertebra Cap GG  
Mammalian**




**Whale Vertebra GJ**



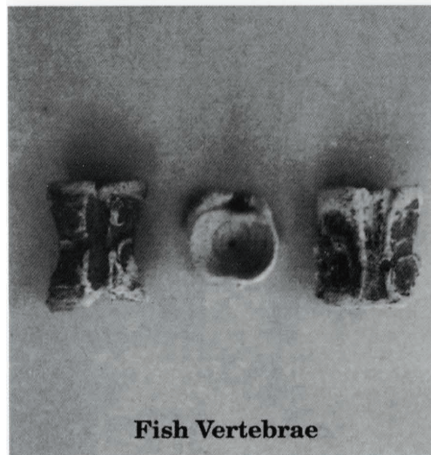
**Dolphin Vertebra GJ**




**Bone Fragments**




**Amber  
fossilized tree sap**



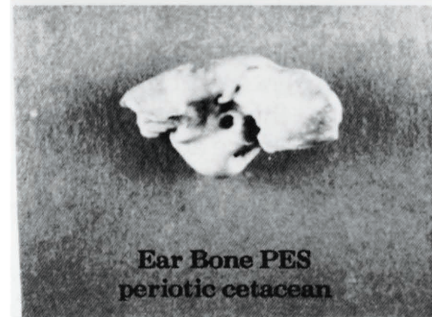
**Fish Vertebrae**




**Shark Discs**



**Shark Cartilage PES**



**Ear Bone PES  
periotic cetacean**



**Dental Battery PES  
Drum Fish**

