




Eugenie's field notebook
 "Papua New Guinea Aug 1987"

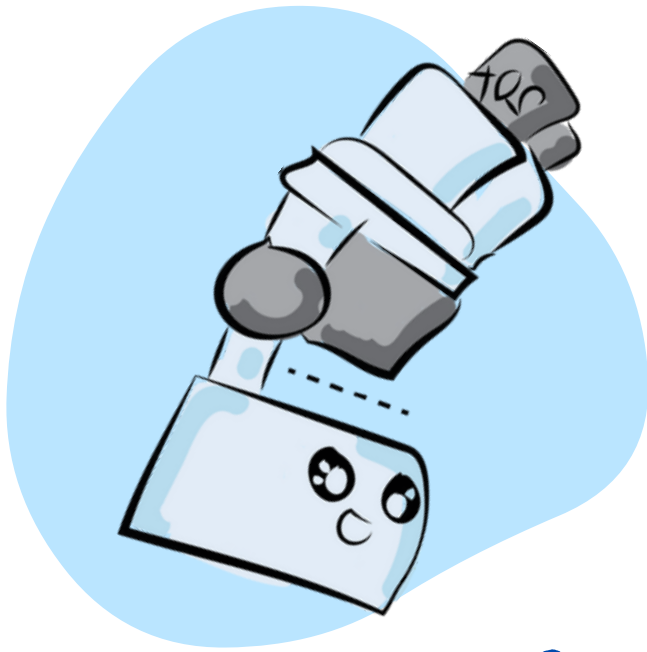
Last dive I decompressed on top
 of the reef & played around with
 Penny & Carol & a blue sea star
Linckia laevigata ← it wrapped
 around my arm

We took photos of each other



Day 3: Setting up a Lab





Day 3: Setting up a Lab

Interactive Story Ideas!



Background scene:

Play this video in the background on a big screen, smart board, or laptop. Please mute the sound. Inside Mote Science Education Aquarium: Virtual Tour
<https://www.youtube.com/watch?v=1VKhHxxAtKM>



Storytelling Role-Play: 1-5 sand dollars each

(Have 2 Students help cut out props and 7 students role play)

Ask for 5 girl volunteers and 5 boy volunteers to portray Eugenie, the Vanderbilt son, 2 fisherman bringing specimens, 1 sleeping shark and 5 kinds of fish. The fish can swim around Eugenie.




New word: 1-5 sand dollars

Read the word and definition. Have students listen for it in the story. Have them raise their hand when they hear the new word.

Plunge: To plunge into something means to push or drive into it. Here, it means to dive in and dive deep. You can plunge your hand into a bag of nuts, plunge into the ocean or take a plunge in the pool. It is fun to say the word plunge. Try it!

Day 3 Eugenie Clark: Setting up a Lab



Eugenie **plunges** into the tropical ocean. Bubbles tickle her feet. (**Scuba mask prompt, Genie is scuba diving**). It is 1975 and she is diving in Mexico to observe sharks. She swims deeper and comes to a big underwater cave, grabbing a rock to peer inside. Eugenie gasps.

It is a cave of sleeping sharks, resting on the cave floor. (**Shark fin prompt, close eyes and sleep**) Before her discovery, people thought sharks could only sleep while they were moving.

Everyone wants to hear about Genie's discoveries.



Questions/Reading discussion: 1-5 sand dollars

Ask: What did Eugenie discover about sharks?

Example: **She learned some sharks don't have to keep swimming when they sleep. They can rest in an underwater cave.**

Day 3 Eugenie Clark: Setting up a lab



A rich family named Vanderbilt invites Eugenie to come and tell them about sharks. Their son loves fish. They want to build an ocean lab in Florida. They ask Eugenie to build it and she says yes!

At first, the lab is tiny. Fishermen bring Eugenie ocean creatures to ask questions. (All amazing fish and eel prompts, talk about what you see and ask Genie fun questions). Teachers bring their students. The lab grows and grows. There are tanks, displays and posters.



Questions/Reading discussion: 1-5 sand dollars

Ask: Who invited Eugenie?

Example: The Vanderbilt family.

Ask: What do they want her to do?

Example: They want her to tell them about sharks and also set up a lab.

Ask: Who visited her lab?


Example: Fishermen brought fish to ask questions. Teachers and students visited the lab, too.

Ask: How would you set up a lab? Explain.


Answers will vary. Allow students to be imaginative.



Cut out this eel for a student to be.

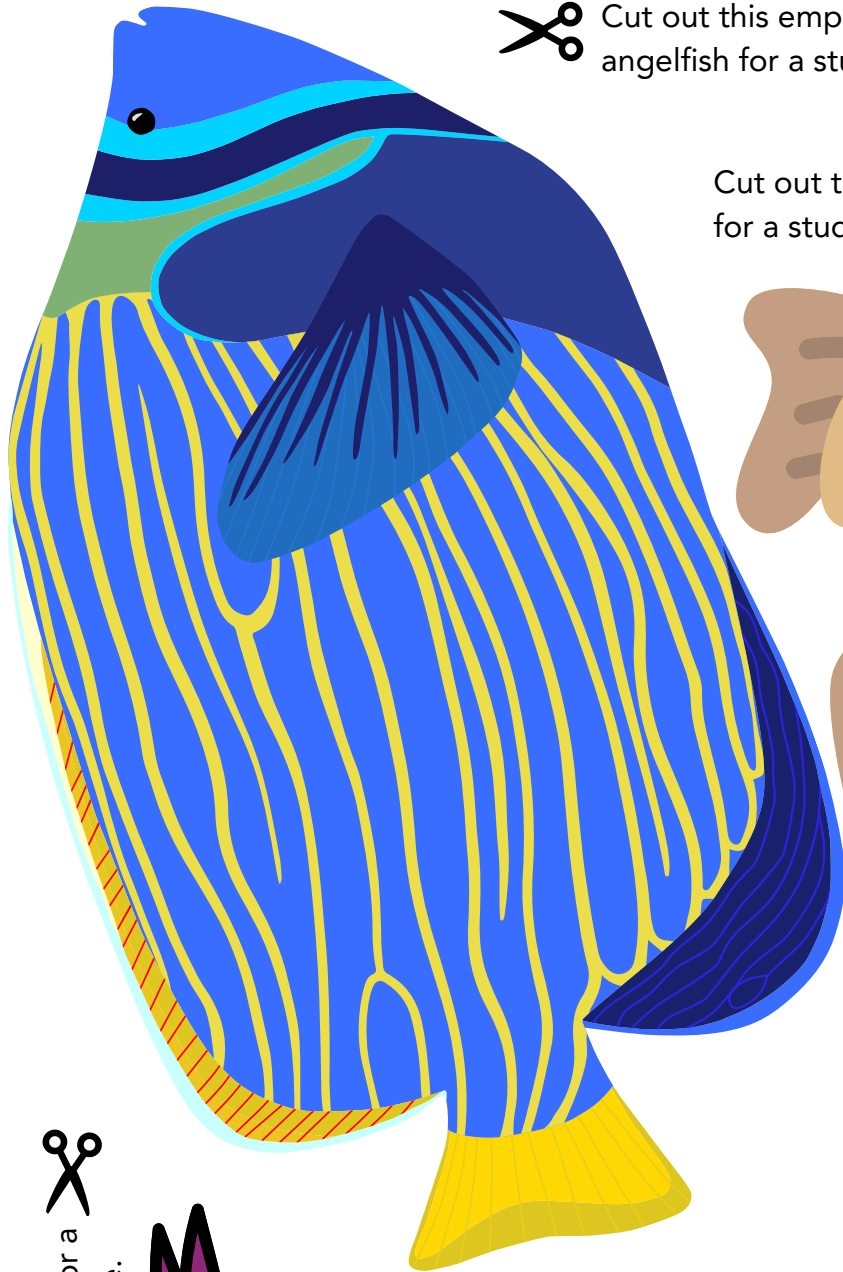


Cut out this scuba mask for Eugenie to wear when she is diving.



Genie: Wear your
scuba mask to go
diving.

Genie: Hold this
slippery eel and
study it.




Cut out this emperor angelfish for a student to be.

Cut out this gobi for a student to be.



Cut out this nudibranch for a student to be.



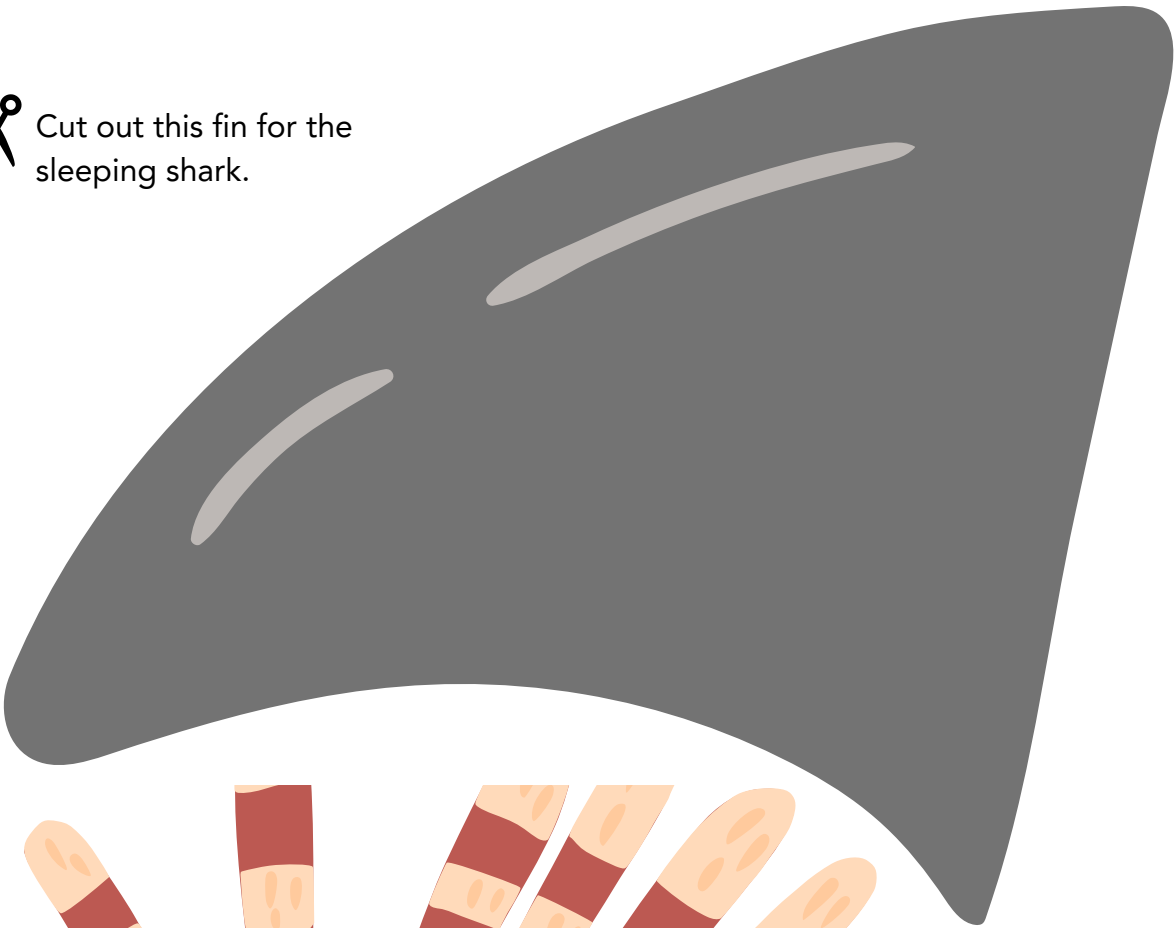
Gobi: Wiggle your fin
and tails to show how
you communicate.

Emperor angelfish:
Use your unique
shape to swim and
twirl with ease.


Nudibranch: Ooze and move
towards Genie and show off your
rhino-horns!



Cut out this fin for the sleeping shark.



Cut out this lionfish for a student to be.



Shark: Sleep peacefully in the cave area.

Lionfish: Swim towards Genie but be careful as some of your fins are poisonous!