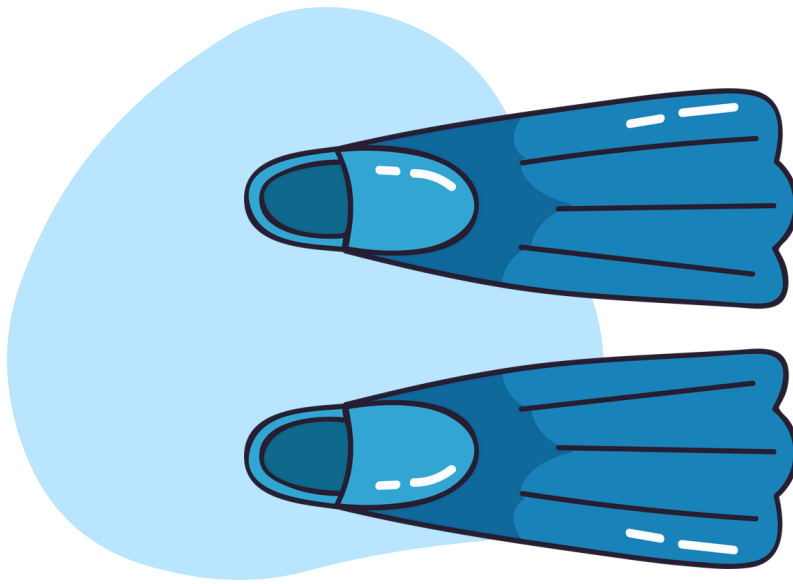




## *Day 2: Diving in Micronesia*



Photo Credit: Mote - Eugenie Clark in Micronesia.



## Day 2: Diving in Micronesia

Interactive Story Ideas!



### Background scene:

Play this video in the background on a big screen, smart board, or laptop.  
AMAZING Diving in Palau and Micronesia, Relaxing Underwater Ambience 4K  
<https://www.youtube.com/watch?v=jlbdv4xkKIM>



### Storytelling Role-Play: 5 sand dollars each

(2 Students to help cut out props and 6 students to role play)

Ask 6 students to volunteer to portray Genie Clark graduating, a Micronesian free diver, and sea animals from Micronesia. Have them listen for their part.



### New word: 1-5 sand dollars

Read the word and definition. Have students listen for it in the story.  
Have them raise their hand when they hear the new word.

**Observations:** To observe something means to look at it very, very closely, just like a scientist. You can observe with your eyes, write down what you see and make scientific drawings with lots of detail. You can even observe closely using a microscope. Observations are important. A lot of good ideas begin with a careful observation.

## Day 2 Eugenie Clark: Diving in Micronesia



Eugenie graduates from a university. (Graduation cap prompt, walk across the classroom and receive a scroll!) Her friends call her Genie because she knows so much about sharks. Some people tell her the ocean is too scary to explore for a girl. Genie isn't scared.

She remembers the sharks at the New York Aquarium. She wants to study fish. Genie goes off far, far away to the islands of Micronesia to study poisonous fish and sharks. (All fish and turtle prompts, explore them!)



Questions/Reading discussion: 1-5 sand dollars

**Ask:** Why does Genie go to Micronesia?

Example: She wants to learn more about lots of exotic kinds of fish.

**Ask:** What do other people say about the ocean?

Example: They say it's too scary for a girl to go out and study the ocean alone.

**Ask:** Look at the picture. Do you think Genie looks scared?

Example: No! I think she looks like she is having a lot of fun exploring!

## Day 2 Eugenie Clark: Diving in Micronesia

She makes friends with the local people. She learns to free dive and catch fish with a spear. (Green Micronesian headband prompt, teach Genie how to fish and di ho.)

Genie puts the fish in jars (Jar prompt, put a fish inside and watch what it does, then let it go). to write her observations and draw pictures of everything she sees. She even writes a book!

Then, Genie learns to scuba dive! Deep underwater, it is beautiful. She sees so many fish, coral, and all sorts of colors. (All fish and turtle prompts, become friends.)

Genie dives in oceans all over the world, even the Red Sea in Egypt. She loves looking at fish under a microscope and writing about them in her journal.



**Questions/Reading discussion: 1-5 sand dollars**

**Ask:** What did Eugenie learn from the local people in Micronesia?

Example: She learned how to free dive without equipment and fish with a spear.

**Ask:** Why does Genie catch fish?

Example: She looks at them closely in a jar or under a microscope.

**Ask:** What things would you like to see deep in the ocean?

Answers will vary. Let students explore and imagine what they would see and observe.

Cut out this nudibranch and unicorn fish from  
Micronesia for students to be.



Cut out this sea turtle from  
Micronesia for a student to wear  
and swim around.

**Unicorn fish:** Swim towards Genie and let her admire your horn!


**Nudibranch:**  
Ooze and move towards Genie like a snail and show off your beautiful pattern.

**Sea Turtle:** Swim happily all around

Cut out both pieces of this headband and tape them together for the student playing the boy from Micronesia to wear.



Cut out this graduation cap and roll up a paper for a diploma when Eugenie is graduating.




**Micronesian**  
**native:** Put on  
this headband.  
Teach Genie to  
fish with a spear  
and dive without  
gear.

**Genie:** Graduate  
and receive your  
scroll! Throw your  
hat in the air  
triumphantly!



✂ Cut out this collection jar for a student to hold and pretend to catch fish with.



Cut out this giant clam from Micronesia for a student to be.

**Genie:** Use this jar to collect fish and study them. Make your observations and let them go.

**Clam:** Come towards Genie and let her study you.